



Printed on 50% post consumer waste (PCW) fiber manufactured using wind power.

Errors as well as misprints and changes reserved. No guarantee is given for the accuracy and completeness of the information. The product images in this document may differ from the original. This document is not a contractual offer and only serves to provide non-binding information.

The nora brand and all other registered trademarks used in this document are registered to nora systems GmbH or its affiliates or subsidiaries. Other labels used here are trademarks of their respective owners.

nora systems, Inc.
9 Northeastern Blvd.
Salem, NH 03079
T: 800.332.NORA
T: 603.894.1021
info-us@nora.com
www.nora.com

08/2023 Form Order #810004



noraplan unita

nora[®]
by **Interface**[®]



Opposites attract

When contrasting materials unite, something distinct and innovative is made. noraplan® unita™ combines solid granite and soft rubber for timeless, subdued style in a class of its own. Fine granite chips add fascinating visual depth and a touch of mineral shimmer to this high-quality rubber flooring — Unique like the stars in the night sky.



Sparkling performance

noraplan unita has fine granite flecks that subtly reflect light, allowing the architecture and finishes in a space to shine. The design is deliberately refined and simple, and it is made to the highest standards of quality, durability and service for reduced maintenance and noise, comfort underfoot and performance that lasts for decades.

Rubber floor covering with a perfect combination of resilient rubber and randomly dispersed granite chips.

noraplan unita

Art. 1640  20
 15 m x 1.22 m (~49.21 ft x 48 in)

 ~2 mm

Product Construction	Homogeneous Rubber Sheet
Class/ASTM F1859	Type I
Surface Type	Smooth
Indoor Air Quality	GREENGUARD Gold CDPH 01350 Compliant
Full Life Cycle Carbon Emissions	Carbon Neutral Floors™
LEED v4	Contributes to multiple IEQ and MR credits


Multiple installation options, including high moisture solutions.

View details and the full product specification at nora.com.


Installation Method




DIRECTIONAL




7105 PUSH-N-PULL



7106 RIGHT-N-LEFT




7107 HIGH-N-LOW




7108 NEAR-N-FAR




7113 ASK-N-TELL



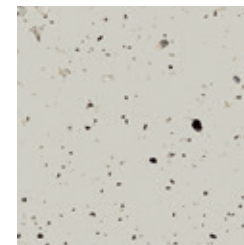
7117 OPEN-N-SHUT




7115 HOT-N-COLD




7119 WET-N-DRY




7101 HERE-N-THERE




7102 UP-N-DOWN




7103 COME-N-GO




7104 BITTER-N-SWEET



7114 ALL-N-NONE




7118 DUSK-N-DAWN



7120 NIGHT-N-DAY




7116 FIRE-N-ICE



7112 NOW-N-THEN



7111 BACK-N-FRONT



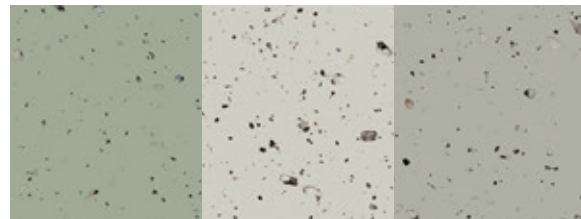
7109 NORTH-N-SOUTH



7110 EAST-N-WEST

Welding is not required unless specified. View weld recommendations at nora.com.

Refined pairings



7109/7101/7102



7103/7104/7116



7117/7105/7119


A fine scattering of granite chips brings understated style to rubber flooring. With this minimalist design, use the noraplan unita color range to play with personality.

The grid of all color swatches can serve as a guide. Look side to side or up and down to find complementary options. Explore the ideas above or define your own attractive combinations.



COLORS 7101 HERE-N-THERE, 7113 ASK-N-TELL, 7119 WET-N-DRY

© Elmar Witt



COLOR 7108 NEAR-N-FAR



Why nora® rubber flooring?



Reduced Maintenance
Little more than water needed - no finishes, coatings or harsh chemicals necessary.



Quiet Acoustical Performance
Attenuate noise pollution.



Durable Surface
Withstand extreme stress from heavy rolling loads and wheeled traffic.



Ergonomic Design
Add comfort underfoot, reducing foot and leg pain.



Superior Slip Resistance
Help to create safer spaces.



Cradle to Cradle Certified® Silver
Certification of whether a product is safe, circular and responsibly made. Applies to nora 926 and 913 recipe flooring and stair treads.



Carbon Neutral Floors™
Third party verified carbon neutral throughout its entire life cycle as part of Interface's Carbon Neutral Floors program. Learn more at interface.com/carbonneutral



GREENGUARD Gold
Certified low VOC emissions.

Integrated system

nora and Interface cover every area of your building – all from a single source. Create harmonious, space-specific design with our system of soft and resilient floor coverings, including special floorings, stair treads and accessories.

Outstanding service

From design to post-installation, we have the experts to support your project at every step and can even be a valued resource for your organization's sustainability mission.

For additional information regarding usage in recommended applications, contact us or visit nora.com.

ORDER SAMPLES
Online at www.nora.com
Call 1.800.332.NORA
Email your sales rep or customer support specialist

BROWSE NORA.COM

- Design your floor with nora Room Designer
- Find technical and environmental documents
- Access BIM/Revit Files

Product warranty

We will be happy to supply specific test results on all nora systems, Inc. products.

nora® by Interface®

Product Warranty – Americas (Excerpt)

nora systems, Inc. (nora) warrants the following nora® brand products (collectively, the "Warranted nora Brand Flooring Products") as set forth below: norament® and noraplan® rubber flooring, norament rubber stairtread (excluding visually impaired strips), accessories (excluding visually impaired strips), nora® nTx™ O2O bond enhancer and adhesives, and the conductivity of its Electrostatic Dissipative ("ESD") flooring system (norament ed and noraplan ed flooring and adhesive).

This limited warranty and the applicable Installation Instructions and Maintenance Guidelines are subject to change at nora's discretion and without notice. Please contact nora or visit the nora.com website for the latest versions. For additional information regarding usage in recommended applications, please refer to www.nora.com or call 1-800-332-NORA. Warranty periods commence on the date of invoice of the product to the original end-use customer.